

ADVANCED DENTAL AESTHETICS

DENTAL LABORATORY

Docket No



(For lab use only)

28/29 castle Street, Sligo F91 E820, Ireland | +353 87 149 8809 | info@adadentallab.ie

Dentist Name:

Case Return Date:

Address:

Phone:

Email:

Patient Name:

Age:  Male:  Female:

Restoration type Crown work  Bridge work  Implant work

Emax  Zirconia  Monolithic Zirconia  Emax pressed to Zirconia

PFM  Non Precious  Precious  | Porcelain Shoulder  Needs Adequate Shoulder prep

Vita Shade:

(Other) Shade Chart used:

Occlusal Stain

☐ Light ☐ Medium ☐ Dark  
☐ None


Occlusal Contact

☐ In Occlusion  
☐ Light Occlusion  
☐ Out 0.3 mm ☐ Out 0.5mm

Porcelain Texture

☐ Light ☐ Medium ☐ Heavy

Pontic Design



Pressure on the Ridge

☐ Light ☐ Medium ☐ Heavy

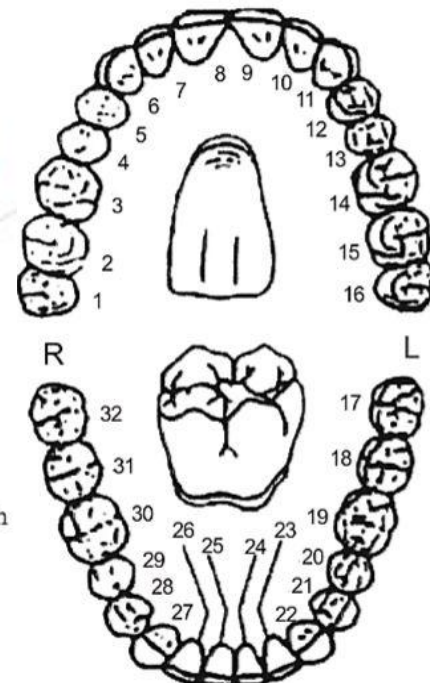

Contours

☐ Follow Adjacent Teeth  
☐ Ideal as Possible  
☐ Follow Study Model

Interproximal Contact Pressure

☐ Light ☐ Medium ☐ Heavy

Contact Design



Please write any additional information on the reverse of this sheet if necessary

